

SECTION 23
JUNIOR DEPARTMENT
16 years of age and under

DIRECTORS

*Kelly Zeran, Sarah Kingma, Christina Lukyx, Judy Rombough, Bonnie Woodside

RULES AND REGULATIONS

1. No entry fee for 16 years and under.
2. All entries must be made by Exhibitor, (Child) exhibiting (showing) the item.
3. All entries must be in place in the Exhibit Hall, Friday of Fair weekend between 8:30 a.m. and 11:30 a.m.
4. All entries must be picked up on Monday at 4:00 p.m.
5. a) All entries must be tagged with entry tags.
b) All entries must be entered on an entry form, and the entry form completed and brought to the Secretary's Office after placing your exhibits in the Exhibit Hall.
6. You may only enter one (1) item in each Class for your age group.
7. You may compete with an age group above yours, but you may not compete against a younger group. Age as of 1st day of fair.
8. Any Exhibitor found cheating will not receive any prizes or prize money.
9. All exhibits must be new work.
10. You may pick your tags and entry forms up in advance from Barbara-Ann Glaude 14778 Cty.Rd.9 RR1 Berwick, ON, K0C 1G0. Phone: 613- 984-2398.
11. If you win a special or prize money, you may pick it up at the Secretary's Office on Sunday or Monday of the Fair.
12. Age as of beginning of fair.** ANNOUNCEMENT TO PARENTS **
Parents are urged to allow the children to do the work and preparation of exhibits without assistance. Please encourage them in every way, but remember that every bit of work you do for them helps defeat the object of the School Fair. Please observe all rules and regulations.

SPECIAL

Open to all Participants in the Junior Department (drawn randomly)
Gift donated Ingleside Foodland

Prize Money for all age categories - 1st - \$2.25, 2nd - \$2.00, 3rd - \$1.75

CLASS

3 YEARS AND UNDER



Crafts

1. **Finger painting.**
2. **A Coloured picture from a coloring book.**
3. **A decorated paper crown** (have Mommy or Daddy help cut paper length and tape or staple together).

Baking (baking must be placed on a disposable plate and placed inside a sealed clear plastic bag)

4. **A decorated Rice Krispie shape of any kind.** Edible Decorations


SPECIAL: Exhibitor with most points Class 1-4

-gift certificate from Archie's Family Golf Centre, Cornwall

4 YEARS TO 6 YEARS

Crafts

5. **A drawing of your family.**
6. **A Valentine's card.**
7. **Paper chains** approximately 3/5 feet long. Be creative!
8. **Lace it up!!** Trace a sun shape on Bristol board and cut it out. Punch holes in a circular shape around the center of the sun and then lace it with a continuous stitch. Tie a bow at the bottom. Draw Mr. Sun a face if you like!! (To help kids practice their lacing and tying skills!!)
9. Make a **play dough animal** and display on a base of your choice!



Baking (baking must be placed on a disposable plate and placed inside a sealed clear plastic bag)

10. **Decorate 3 cupcakes** the same on a plate.
11. **Marshmallow Snowman** Use 3 large marshmallows stacked one on top of the other. Decorate with edible decorations.

Flowers


12. **Hand print flowers!** Trace your hand on paper and cut it out. Curl the ends by rolling it around a pencil. Create 3 or more to make a bouquet.

Recycling

13. **Spin a web!** Create a pudding cup spider.

SPECIAL: Exhibitor with most points Class 5-13

- gift certificate from Archie's Family Golf Centre, Cornwall



7 YEARS AND 8 YEARS

Crafts

14. **Book Worm!** Create a book mark..
15. **Toothy Shark and Mr. Croc!!** Take a wooden spoon and fork, and then tape together. Cut out fins teeth and tail for Toothy Shark or spikes, legs and a tail for Mr. Croc. Stick them in place and now paint your animal however you want!!
16. Create a and decorate a Bristol board spiral. Cut Bristol board in circular shape making you way to the center. Punch hole in center and hang with a string. Decorate as you please, get creative!
17. **Craft** make through the year. Not from a kit.
18. **Popsicle stick pencil holder.** Glue sticks together and decorate.
19. **My Best Printing.** Copy this rhyme:
Donkey, donkey, old and gray,
Open your mouth and gently bray;
Lift your ears and blow your horn,
To wake the world this sleepy morn.



Baking (all baking must be placed on a disposable plate and placed inside a sealed clear plastic bag)

20. **Veggie sticks!** Using a wooden Kabob sticks create 3 appealing veggie snacks on a stick.
21. **Let's Clown Around!** Create a cupcake clown by using a cupcake as the face (base) and an ice cream cone as the hat. Decorate with edible notions.

Flowers

22. **Muffin Flower Pot.** Place potting soil or plasticine in small terra cotta pot. (You may want to

paint pot first.) Glue one paper muffin cup into another and attach to coloured straw or pipe cleaner as the stem. Cut out some leaves and attached to stem and plant the flowers in pot. Have fun!!

23. **Pick 5 of your favourite flowers in full bloom with a stem.** Tie together with ribbon. Must be real flowers, NOT ARTIFICIAL!

Recycling

24. Make a birdfeeder out of anything recyclable. Must be able to hang and hold food!

SPECIAL: Exhibitor with most points Class 14-24

-gift certificate from Archie's Family Golf Centre, Cornwall

9 YEARS AND 10 YEARS

Crafts

25. **Luminary Lantern!** Draw a simple connect the dots type design on one side of can and do the same design on opposing side. Use a hammer and nail to punch out the dots of your design. Place 2-3 inches of sand in can and place unlit candle in it. Tip: if you fill can with water and place in freezer for 24 hours. Then take can out, place on towel and punch while water is till frozen, it's easier to punch can without bending it.

26. Any **craft** made through the year.

27. **Bean bag balls.** Stretch a balloon by inflating it halfway, holding it for 30 seconds and deflate. Take a funnel, place in the balloon and pour 3/4 cup of lentils in, pushing them around as you go. Balloon should be firm but squeezable. Snip of the balloons thick rubber lip. Cut the neck off a second balloon and gently stretch the opening. Ease the second balloon over the filled balloon tucking in the neck from the first balloon as you go. Cut the neck off a third balloon and repeat what you just did. Repeat this whole process to make 2 ball in total.



28. **Spooky pot.** Decorate a terra cotta pot for Halloween!

29. **Black and white pencil sketch** of anything you like.

30. **Rice and / or pasta art** on Bristol board.

Baking (all baking must be placed on a disposable plate and placed inside a sealed clear plastic bag)

31. Your favourite **3 muffins** on a plate.

32. **Decorate 3 cookies** the same.

Flowers

33. **Tissue Paper bouquet!** Create a dazzling bouquet of 3-5 tissue paper flowers tied together with ribbon.

34. **An arrangement of greenery** in any kind of container or pot. May use pine cones. Get creative.



Recycling

35. **Calendar envelopes!** Take pages of an old calendar and create 3 different sized envelopes that can be used to send a letter. Picture on the outside!

SPECIAL: Exhibitor with most points Class 25-35

- gift certificate from Archie's Family Golf Centre, Cornwall

11 YEARS and 12 YEARS

Crafts

36. **Wind chimes** made from any material.



37. Favourite **craft** made this . Not from a kit.
38. **Any article of painting.**
39. **Personalized hobby box!** Create a personalized hobby box decorated and filled with little treasures.
40. **Make and decorate a jujube tree.**
41. **Hand write** "5 things my Grandma and / or Grandpa Taught Me".

Baking (all baking must be placed on a disposable plate and placed inside a sealed clear plastic bag)

42. **School lunch for one.** Please use clean food and containers.
43. **3 ways to serve cheese!**

Flowers

44. **Bad hair day!** Grow grass in a terra cotta pot. Should plant 3-4 weeks prior to fair day. Give it a hair cut! Give the pot a face.
45. Gobble...Gobble!! Decorate a **table center piece** for Thanksgiving.



Recycling

46. A Masterpiece! Using bits and pieces of recycled materials for example, bottle caps, paper, pudding cups, straws, anything you choose. Let your imagination run wild as you create a piece of art that could be displayed on you wall at home. Must be able to hang it on a wall.

SPECIAL: Exhibitor with most points Class 36- 45

- gift certificate from Archie's Family Golf Centre, Cornwall

13 YEARS AND 14 YEARS

Crafts

47. **Design a team logo** for a NEW sports team.
48. Anything **paper Mache.**
49. **Write a story** about you stranded on an island.
50. Any **article of sewing.**
51. Any **craft** made this year. Not from a kit.
52. An **Inukshuk!** Must be glued together. No larger that 12" tall.



Baking (all baking must be placed on a disposable plate and placed inside a sealed clear plastic bag)

53. Favourite squares. 3 on a plate.

Flowers

54. Favourite flower. Display 3 of favourite flowers with stems on, in full bloom, in a clear jar or vase. Must be real not artificial.

Recycling

55. Make a kite from recycled material.

SPECIAL: Exhibitor with most points Class 46- 54

- gift certificate from Archie's Family Golf Centre, Cornwall

15 YEARS AND 16 YEARS

Crafts

56. Any piece of **woodwork.**
57. **Make an apron.** Be creative!



58. Favourite **craft** mad this year.
 59. **Design a cover** for your own new teen magazine.
 60. **Best excuse** for not doing homework in 25 words or less
 61. Any kind of **bead work**.

Baking (all baking must be placed on a disposable plate and placed inside a sealed clear plastic bag)

62. **Banana Bread**: 3 slices on a plate, may use any recipe
 63. **3 ways to serve apples**.

Flowers

64. Beauty in a basket! A fresh arrangement of mixed flowers in a basket. Fresh filler or foliage may be used.

Recycling

65. Oh Christmas tree! Paint 3 old light bulbs and decorate as Christmas ornaments for your tree.



SPECIAL: Exhibitor with most points Class 55- 65
 - gift certificate from Archie's Family Golf Centre, Cornwall

SPECIALS

OPEN TO ALL JUNIOR ENTRANTS
unless otherwise specified.

Please read class specifics for requirements when applicable for: proof of purchase, recipe, photo to be taken on Monday afternoon (make arrangements with Kelly Zeran, Junior Department Chairperson), consent form signed.

66. **JUNIOR FAIR LINE DRAWING FOR COLORING CONTEST**
 1st - \$5.00

Design the **Junior Fair Coloring Contest** for next year's prize list. A line drawing on white paper 8.5 x11" design so that it may be coloured in (e.g., as it would appear in a child's coloring book). Must be done with a black ink or black marker. Leave ½" border.

67. **JUNIOR FAIR COLOURING CONTEST** 1st - \$ 4.00; 2nd - \$3.00; 3rd - \$2.00

Colour last year's winning entry from the Junior Fair Colouring Contest (drawing available in fair book or BA Glaude (fair secretary 984-2398) for a copy)

- | | |
|----------------------|--------------------|
| a. 3 years and under | b. 4 to 6 years |
| c. 7 and 8 years | d. 9 and 10 years |
| e. 11 and 12 years | f. 13 and 14 years |
| g. 15 & 16 years | |

This year's submission came from Nicolas Devries, Finch. Congratulations to Nicolas on his first place entry from last year's fair.

68. **"JUNIOR GARDENERS" CLUB** 1st - \$4.00; 2nd - \$3.00; 3rd - \$2.00

All entries must be home grown, from your garden. (Family members garden that you have helped in will qualify also.) All exhibits must be placed on a disposable plate or tray. All exhibits to be

washed.

- a. 3 - Potatoes
- b. 3 - Red Peppers
- c. 5 - Ripe Tomatoes (not Cherry)
- d. 3 - Carrots, tops on
- e. 1 - Ornamental Vegetable
- f. Arrangement of different veggies in a basket.



SPECIAL - Exhibitor with most points in Class 68 a-e

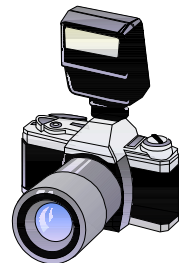
– gift certificate from Archie’s Family Golf Centre, Cornwall

69. JUNIOR FAIR PHOTOGRAPHY

1st - \$3.00; 2nd - \$2.00; 3rd - \$1.50

Entry to be the work of the exhibitor and taken within the last two years. Entries to be mounted on a piece of white bristol board/cardboard approximately 15 cm X 23 cm. One entry per class. Prints may be titled or untitled. Name, age and entry number must be on entry tag and attached to entry. Directors will disqualify pictures if not suitable for family viewing.

- | | |
|---|----------------------------------|
| a. A Favourite “Pet” | b. Your Friend or Friends |
| c. A Funny Situation | d. A Farm or Rural Landscape |
| e. Canada Day | f. A Flower Garden or Flower Bed |
| g. Farm Animal or Animals (not a cat or dog) | h. A Birthday Party |



SPECIAL: Exhibitor with most points, Class a-h,

- Gift Certificates from Archie’s Family Golf Centre, Cornwall

70. FLEISCHMANN’S YEAST “YOUTH BEST BREAD CONTEST”

All entrants, under age 16, into the contest must submit only bread entries that were made using FLEISCHMANN'S YEAST. A FLEISCHMANN'S YEAST product label must accompany each entry, as proof of purchase. Recipe must be submitted. All bread entries will be judged on appearance, taste, texture and creativity of recipe and presentation. Decision of the judge will be final.

1st - \$15.00 1st prize winner will have photo taken and must sign release form.

NOTE: First place winning recipes, will be automatically entered into a national contest, if qualifications are met. 1st Place, 1 of 2 Portable Music Players.



71. “YOUTH” POSTER COMPETITION - “Original Hand Made Design”

3 CLASSES: A) Youth> Jr to Grade 4 inclusive

B)Intermediate> Grade 5 to Grade 8 incl.

C) Senior >Grade 9 to 12

Criteria for all classes: Theme: “Promoting your Fair”

Must be hand drawn

Poster size: Minimum – 8 ½ ” x 11” (23cm x 28cm) , without border to a

Maximum – 11” x 17” (30.5cm x 46cm), without border

Name of fair, the owner of poster and school clearly labeled on back of the poster.

Each entry must be centered on a CARDSTOCK or BRISTOL BOARD exposing a 2”(5cm) border on all four sides.

JUDGING CRITERIA:

- 1) Overall appearance – 20 points.
- 2) Attract and hold attention – 30 points.
- 3) Competition theme clear – 40 points.
- 4) Quality of materials/end product – 10 points.

NOTE: The winning poster from each class at each fair will be eligible to enter the district competition. District winners are eligible to enter Provincial competition.

Provincial PRIZES for each Class: 1st \$25, 2nd \$15, 3rd \$10

Prizes donated by THRILL SHOW PRODUCTIONS INC., Dorchester, ON.

1st A -Gift Dreamland Clothes to the Heart; B-Gift Canada Post, Long Sault; C-Gift Canada Post, Finch

2nd A, B, C - Archie's Family Golf Centre, Cornwall

72. ROBIN HOOD FLOUR BEGINNERS BEST LUNCHBOX SNACK CONTEST

Open to 12 years and younger. Entrants into the contest must submit 5 homemade cookies that were made using ROBIN HOOD FLOUR. A ROBIN HOOD Flour label must accompany each entry, as proof of purchase. Recipe must be submitted. All entries will be judged on appearance, taste, texture and creativity of recipe. Display on a plate. Decision of the judge will be final.

1st - \$15.00 1st prize winner will have photo taken and must sign release form.

NOTE: First place winning recipes, will be automatically entered into a national contest, if qualifications are met. 1st Place, \$100 Gift Certificate.



73. PLAIN CHOCOLATE CHIP COOKIE COMPETITION (no nuts)

Open to all Youth ages 10 to 15 years (as of December 31 of current year)

-Entry must consist of 8 cookies on a firm, disposable plate

-Cookies to be no larger than 3" (6.75cm) and no smaller than 2"(5cm).

Prize - Gift Certificate from Archie's Family Golf Centre

District Competition: The winner from each fair will be eligible to enter at the district competition. Prize Money to the winners.

Provincial Competition: Same rules as above but with prize money - \$20, \$15, \$10, with 12 prizes of \$5. **Personal Waiver Form must be signed by parent/guardian.**

